



# NIBP CUFFS & HOSES

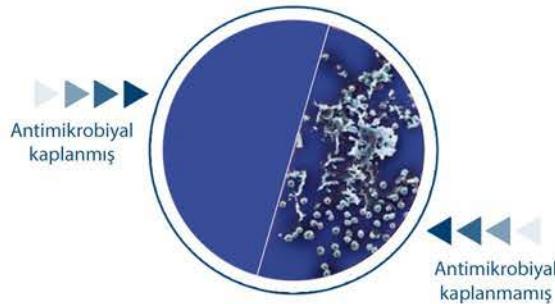
FMT offers a complete range of sizes and configurations in order to meet your specific monitoring needs. Single and double tube, with bladder and bladderless options in Thigh, Large Adult, Adult Extra Long, Adult, Small Adult, Pediatric and Infant sizes are available.

FMT reusable cuffs have clear index lines, range markings and symbols to ensure easy and correct application for maximum measurement accuracy. FMT cuffs immediately and clearly indicates whether or not the correct size being used. FMT Reusable Cuffs meet the cuff sizing requirements of ANSI/AAMI SP10 and EN ISO 81060-1.



Cuffs with bladder are made of tightly woven soft Nylon fabric. Critical points of the cuff are double stitched for extra durability. Bladders (inflation bags) are made of TPU to ensure long service life. Bladderless cuffs are made of TPU laminated Nylon fabric which provides easy cleaning, disinfection and durability. Velcro® hook and loop fasteners which are precisely positioned and evenly match in holding strength to provide the optimal number of open – close cycles. FMT cuffs are antimicrobial coated for reducing the risk of cross contamination.

FMT reusable cuffs are Non-Latex.



## NIBP Reference Table

Size		Reference No. for Cuffs with Bladder		Reference No. for Bladderless Cuffs		Arm Circumference (cm)
		Single Lumen (Tube)	Double Lumen (Tube)	Single Lumen (Tube)	Double Lumen (Tube)	
Thigh	6	FMT – S6	FMT – D6	FMT – SB6	FMT – DB6	46 - 66
Large Adult	5	FMT – S5	FMT – D5	FMT – SB5	FMT – DB5	33 - 47
Adult Extra Long	4L	FMT – S4L	FMT – D4L	FMT – SB4L	FMT – DB4L	25 - 35
Adult	4	FMT – S4	FMT – D4	FMT – SB4	FMT – DB4	25 - 35
Small Adult	3	FMT – S3	FMT – D3	FMT – SB3	FMT – DB3	20 - 26
Pediatric	2	FMT – S2	FMT – D2	FMT – SB2	FMT – DB2	14 - 20
Infant	1	FMT – S1	FMT – D1	FMT – SB1	FMT – DB1	10 - 14

Length of tubes are 300 mm, outer diameter is  $\varnothing$  7.8 mm and inner diameter is  $\varnothing$  4.0 mm



• FMT Cuff Bladderless Type



• FMT Cuff with Bladder Type

Above part numbers are for cuffs without connectors. For the determining of the P/N (or order code) of the cuffs with connector please chose the size, type and tube condition (single or double tube cuff) from the above table then check the manufacturer and the model from the following table. After determining the connector numbers please add connector number(s) at the end of cuff part number. (Example: FMT-D4/BP1718, FMT-S4/BP12, FMT-DB4/BP1718, FMT-SB4/BP12)



## FMT ABPM (Ambulatory Blood Pressure Monitoring) Cuffs

It is designed for use with the ABPM devices on either right or left arm. When used on the right or left arm, it is aimed to make the patient comfortable and to take healthy measurements during 24 hours ambulatory blood pressure measurement procedure with the help of the top side hose exit. The structure of the product is the same as the reusable cuffs with bladder. Thanks to its wide range of connectors, it is compatible with many ABPM devices on the market.

**FMT-AS3** Small Adult Size (17-25 cm)

**FMT-AS4** Adult Size (23-33 cm)

**FMT-AS5** Large Adult Size (31-40 cm)




































## FMT NIBP Hoses

NIBP hoses made of TPU and in 3 meters length, single and double tube hoses are available. The wide range of available connectors make FMT hoses compatible with most of automated NIBP monitors in the market. Please add "S" to the end of the REF Number for 1.5 m short version.

































For the determining the P/N (or order code), please refer to the following table. Check the manufacturer model and determine the hose type (single or double hose) and the connector part numbers. Please add connector part numbers at the end of "S" for single hoses and "D" for double hoses. Monitor side connector number(s) first, cuff side connector part numbers second.


































(Example: SBP09/BP09, DBP24/BP1818, DBP22/BP1718)

































Brand / Model	REF / Patient Type	Hose (Monitor Side)	Hose (Cuff Side)	Cuff Connector(s)
<b>Colin</b> BP 10, BP 306, BP 308, BP 408, BP 8800 / 8800C, BP508, BP-S510. BP88NET / NXT / NEXT / SINEXT / SNXT / SNEXT, BP105N / NP / NXMA / NXNE / NXPMA / NXPNE / SN / SNP / SNXMA / SNXNE / SNXPMA / SNXPNE, BX10MA / NE.	<b>SBP32/BP31</b>  Adult / Pediatric			
	<b>SBP32/BP30</b>  Infant / Neonate			
<b>Datascope</b> 3000, Accutorr 2 / 3 / 4 / Plus <b>Nihon Kohden</b> AP-851PA Module, Lifescope 9, <b>Criticare</b> 507E/P/R, 507N/P, 507S/SD, 508, 5070/P, 1100, 2200 <b>Datascope</b> EL, XL, Passport D, <b>Welch Allyn</b> Atlas 52NOO / 52500, <b>Fukuda Denshi</b> DS 2000 / 3000 / 5000 / 7100 / 7200 / 7300 / 7001 <b>Mediana</b> M20 M30 YM1000 YM6000	<b>SBP04/BP07</b>  Adult / Pediatric			
	<b>SBP04/BP30</b>  Infant / Neonate			
<b>GE Datex</b> Cardiocap 5, Cardiocap II, AS/3, CS/3, S/5, S/5 Light,	<b>DBP22/BP1718</b>  Adult / Pediatric			
	<b>DBP22/BP26</b>  Infant / Neonate			
<b>GE Criticon</b> Dinamap+, <b>Invivo MDE</b> Escort Series, M12, M8, <b>Kontron</b> Diascope G2, Kolormon, Micromon, Supermon, Vitalmon, 7150, 7850, <b>Mennen</b> 1100, 2000, 3000 , 9000,	<b>DBP0909/BP0909</b>  Adult / Pediatric			
	<b>DBP0909/BP26</b>  Infant / Neonate			
<b>Dräger/Siemens</b> SC6000 / 7000 / 8000 / 9000, Infinity, Delta / DeltaXL, Gamma XL / Gamma XXL, Kappa / Kappa XLT, M540, Vista / Vista XL, Axiom Sensis XP	<b>SBP40/BP15</b>  Adult / Pediatric			
	<b>SBP40/BP46</b>  Adult / Pediatric			
	<b>SBP40/BP30</b>  Infant / Neonate			






























Brand / Model	REF / Patient Type	Hose (Monitor Side)	Hose (Cuff Side)	Cuff Connector(s)
Dräger/Siemens SC6000 / 7000 / 8000 / 9000, Infinity, Delta / DeltaXL, Gamma XL / Gamma XXL, Kappa / Kappa XLT, M540, Vista / Vista XL, Axiom Sensis XP	<b>SBP40/BP53</b> Infant / Neonate	 BP40	 BP53	 BP51 (Neo-Snap)
GE Tram 400 / 450 / 451 / 800 / 850 / 851, Coro 120, Marquette B650, B850, Dash 2000 / 2500 / 3000 / 4000 / 5000, Eagle 1000, Solar 8000 TRAM	<b>DBP24/BP1717</b> Adult / Pediatric	 BP24	 BP1717	 BP1818
	<b>DBP24/BP47</b> Adult / Pediatric	 BP24	 BP47	 BP44
	<b>DBP24/BP56</b> Adult / Pediatric	 BP24	 BP56	 FlexiPort
	<b>DBP54/BP26</b> Infant / Neonate	 BP54	 BP26	 BP2020
	<b>DBP54/BP52</b> Infant / Neonate	 BP54	 BP52	 BP5151 (Neo-Snap)
	GE Critikon Carescope V100, Compac TS, Dinamap MPS, Pro 100 / 400 / 1000	<b>DBP25/BP47</b> Adult / Pediatric	 BP25	 BP47
<b>DBP25/BP0909</b> Adult / Pediatric		 BP25	 BP0909	 BP0202
<b>DBP25/BP1717</b> Adult / Pediatric		 BP25	 BP1717	 BP1818
<b>DBP25/BP26</b> Infant / Neonate		 BP25	 BP26	 BP2020
<b>DBP25/BP52</b> Infant / Neonate		 BP25	 BP52	 BP5151 (Neo-Snap)

Brand / Model	REF / Patient Type	Hose (Monitor Side)	Hose (Cuff Side)	Cuff Connector(s)
GE Marquette Tram 100 / 200 / 250 / 300 / 350, Solar, Eagle 4000, Corometrics 120	DBP22/BP1717 Adult / Pediatric	 BP22	 BP1717	 BP1818
	DBP22/BP26 Infant / Neonate	 BP22	 BP26	 BP2020
MEK MP700, MP1000 Schiller Argus VCM	SBP09/BP09 Adult / Pediatric	 BP09	 BP09	 BP02
	SBP09/BP30 Infant / Neonate	 BP09	 BP30	 BP20
Nihon Kohden BSM2300 Lifescope i/L BSM4100 Lifescope P BSM5100 Lifescope A BSM9510 Lifescope M BSM9880 Lifescope S	DBP35/BP18 OEM P/N: YN901P Adult / Pediatric	 BP35	 BP18	 BP17
	DBP36/BP30 OEM P/N: YN921P Infant / Neonate	 BP36	 BP30	 BP20
Nihon Kohden OPV-1500 Lifescope N	DBP37/BP18 OEM P/N: YN101T Adult / Pediatric	 BP37	 BP18	 BP17
	DBP37/BP30 OEM P/N: YN121T Infant / Neonate	 BP37	 BP30	 BP20
Philips All except A1/A3, Biolight AnyView2E, AnyView3, AnyView5, AnyView6, AnyView8, EMS, M69, Q3, Q5, Q7, V6, Goldway G60, G70, G80, Mindray BeneViewT1 / T5 / T6 / T8, iMEC 8-10-12, iPM 8-10-12, IPM9800, PM6000, VS600, VS900, BeneHeart D6, MPM Module, DPM 6/7 Üzümçü Visio Mod	SBP16/BP15 Adult / Pediatric	 BP16	 BP15	 BP12
	SBP16/BP55 Adult / Pediatric	 BP16	 BP55	 FlexiPort
	SBP16/BP30 Infant / Neonate	 BP16	 BP30	 BP20



Brand / Model	REF / Patient Type	Hose (Monitor Side)	Hose (Cuff Side)	Cuff Connector(s)
<b>Philips</b> All except A1/A3, <b>Biolight</b> AnyView2E, AnyView3, AnyView5, AnyView6, AnyView8, EMS, M69, Q3, Q5, Q7, V6, <b>Goldway</b> G60, G70, G80, <b>Mindray</b> BeneViewT1 / T5 / T6 / T8, iMEC 8-10-12, iPM 8-10-12, IPM9800, PM6000, VS600, VS900, BeneHeart D6, MPM Module, DPM 6/7 <b>Üzümçü</b> Visio Mod	<b>SBP16/BP53</b> Infant / Neonate			
	<b>SBP16/BP66</b> Infant / Yenidoğan			
<b>Adecon</b> DK 7000, DK 8000/D/L/M/N/S <b>Philips</b> Compact A1/A3, <b>Nellcor</b> 3100 / 4000 <b>Datascope</b> , <b>Spacelabs</b> Ultraview SL2200 / 2400 / 2600 / 2700 / 2800, Elance Elite VSM series 5 / 7, mCAR 300 VSM, Scout, Xprezzon, <b>Charmcare</b> Prizm 3, <b>Kontron</b> , <b>Mindray</b> M7000 / 8000 / 8000A / 8500 / 9000 / 9000A / 9500, DPM 3/4/5 <b>Biosys</b> BPM 200/300/700, Guardian, Sentry-NS <b>Bionet</b> BM3 / 5 / 7 <b>Edan</b> M3/3A/3B, iM50/M50, M8, M8A, M8B, iM80/M80, M9, iM9A/M9A. <b>Goldway</b> G30 / 40, UT4000A / F, UT6000A <b>Mennen</b> Envoy, Menntor X7, Vitalogik 4000 / 4500 / 5000 / 5500 / 6000, MennMove 3/50/70 <b>Criticare</b> 506DN, 506N3 VitalCare Series, 8100E nGenuity, 8100E1 nGenuity, 8100H nCompass, 8500 Poet IQ, CSI 507 <b>Zoll</b> M Series <b>Üzümçü</b> Visio <b>Infunix</b> IP1020 / 3010 / 3050 / 4050 <b>Innomed</b> InnoCare-T-12, CardioAid 360-B <b>Spengler</b> Monica 200/2000 <b>Contec</b> CMS 5000 / 5000C / 5100 / 6000 / 6800 / 7000 / 7000Plus / 8000 / 9000, HMS 6500 <b>Cardiac Science</b> 5300 / 5350 <b>Petaş</b> KMA 175/275/375/800, PM 100/150 <b>Emtel</b> FX 2000P / 3000 / 3000MD <b>Schiller</b> Argus LCM/LCM Plus	<b>SBP15/BP15</b> Adult / Pediatric			
	<b>SBP15/BP30</b> Infant / Neonate			
<b>Physio Control</b> Lifepack 20 <b>Cas Medical</b> PPM3, CAS 750, CAS 740, <b>RGB Medical</b> Omicrom FT Surveyor, Omicrom Premium, Omicrom Vision, Dinapro, Oxydina.	<b>SBP12/BP15</b> Adult / Pediatric			
	<b>SBP12/BP30</b> Infant / Neonate			
<b>Schiller</b> Argus LCM, Argus LCM+, Argus PRO, Argus LCX, Argus Pro Lifecare 2	<b>SBP15/BP12</b> Adult / Pediatric			
	<b>SBP15/BP30</b> Infant / Neonate			
<b>Welch Allyn</b> Atlas	<b>SBP04/BP09</b> Adult / Pediatric			
	<b>SBP04/BP30</b> Infant / Neonate			

Brand / Model	REF / Patient Type	Hose (Monitor Side)	Hose (Cuff Side)	Cuff Connector(s)
<b>Welch Allyn</b> Spot Vital Signs LXi, Connex Spot, Connex Vital Signs	<b>DBP48/BP56</b> Infant / Neonate	 BP48	 BP56	 FlexiPort
	<b>DBP48/BP1817</b> Adult / Pediatric	 BP48	 BP1817	 BP1718
	<b>DBP47/BP1717</b> Adult / Pediatric	 BP48	 BP1717	 BP1818
	<b>DBP47/BP1818</b> Adult / Pediatric	 BP48	 BP1818	 BP1717
	<b>DBP47/BP0909</b> Adult / Pediatric	 BP48	 BP0909	 BP0202
<b>Comen</b> C20 / 30 / 50 / 60 / 70 / 80 / 100, <b>Infinium</b> Omni 2 / 3 / Express / Express VS <b>Petas</b> KMA 900 <b>Heal Force</b> Deluxe 70/100/140, Advance 120/150 UP800, PC900	<b>SBP43/BP15</b> Adult / Pediatric	 BP43	 BP15	 BP12
	<b>SBP43/BP30</b> Infant / Neonate	 BP43	 BP30	 BP20
<b>Dixtal</b> DX2010 / DX2020 / DX2021 / DX2022 / DX2023 / DX2025 / DX2405 / DX7100	<b>DBP22/BP4242</b> Infant / Neonate Adult / Pediatric	 BP22	 BP4242	 BP4141
<b>Zool</b> X/M/R/R PLUS Series	<b>SBP15/BP17</b> Adult / Pediatric	 BP15	 BP17	 BP18





Please note that BP00 connector is only used for closing cuff tubes during cleaning.

• BP 00



BP01 is used for closing cuff tube with BP12 connector during cleaning.

• BP 01



• BP 02

• BP 09



• BP 03

• BP 04  
• BP 06



• BP 04

• BP 03  
• BP 07



• BP 06

• BP 07  
• BP 03



• BP 07

• BP 04



• BP 09

• BP 09-P  
• BP 02



• BP 09-P

• BP 09  
• BP 02



• BP 12

• BP 12-P  
• BP 15



• BP 12-P

• BP 12  
• BP 15



• BP 15

• BP 12  
• BP 12-P



• BP 16



• BP 17

• BP 18



• BP 18

• BP 17



• BP 20

• BP 23  
• BP 30



• BP 21

• BP 21-P



• BP 21-P

• BP 21



• BP 22



• BP 23

• BP 20  
• BP 30



• BP 24



• BP 25



• BP 26

• BP 20



• BP 30

• BP 20



• BP 31

• BP 32



• BP 32

• BP 31



• BP 35



• BP 36



• BP 37



• BP 40

• BP 12



• BP 41

• BP 42



• BP 42

• BP 41



• BP 43



• BP 44

• BP 47



• BP 45

• BP 46



• BP 46 • BP 45



• BP 47 • BP 44



• BP 48



• BP 50



• BP 51 • BP 52  
• BP 53



• BP 52 • BP 51



• BP 53 • BP 51



• BP 54



• BP 55



• BP 56



• BP 60 • BP 66



• BP 66 • BP 60



• BP 18Y



• BP 30Y



• Y-ADP





Y-ADP BP12/BP1718



Y-ADP BP02/BP1718



Y-ADP BP18/BP1718



Y-ADP BP04/BP1718



Y-ADP BP12/BP1717



Y-ADP BP02/BP1717



Y-ADP BP18/BP1717



Y-ADP BP04/BP1717



Y-ADP BP12/BP0909



Y-ADP BP02/BP0909



Y-ADP BP18/BP0909



Y-ADP BP04/BP0909



Y-ADP BP12/BP3030



Y-ADP BP02/BP3030



Y-ADP BP18/BP3030



Y-ADP BP04/BP3030



Y-ADP BP30/BP0909



Y-ADP BP30/BP1718



Y-ADP BP30/BP0202



Y-ADP BP30/BP1818



Y-ADP BP15/BP0202



Y-ADP BP15/BP1718



Y-ADP BP15/BP1818



Y-ADP BP18/BP1818

## Why FMT Neonatal Cuffs?

FMT Neonatal cuffs are designed with a patient's comfort in mind. Soft touch materials and rounded edges provide better comfort to the patient.

Neonatal cuffs are made of soft, durable and easy to clean TPU (Thermoplastic Polyurethane) material.

Neonatal cuffs are available in five sizes from Neonatal Small to Infant to suit the entire neonatal / infant patient population.

Neonate sizes have color coded printing on each cuff makes it easy to identify cuff size.

Durable hook-and-loop closure allows repeated repositioning for ease of use. Range guide and index marking on the cuff help to determine the proper size cuff for the patient.

As a default Neonatal cuffs are supplied with plastic male slip luer connector.

Neocuffs can also be ordered with Philips neonate type, male bayonet, female luer, male locking, female locking or screw type plastic connectors.

Dual or single tube styles provide compatibility with the different automated monitors and manual manometers. Tube lengths are 20 cm.

Neocuffs are packed in 10 pieces in box.

FMT Neonatal Cuffs meet the cuff sizing requirements of ANSI/AAMI SP10 and EN ISO 81060-1.

FMT Cuffs do not contain Latex or DEHP.




### NeoCuff Single Patient Use Neonatal NIBP Cuffs, TPU – Single Tube

REF:	Size	Cuff Dimensions L x W (cm)	Cuff Range (cm)	Color
FMT-DS5	#5 Infant	19.1 x 5.6	8.0 – 15.0	Orange
FMT-DS4	#4 Neonatal Extra Large	18.1 x 4.8	7.0 – 13.0	Red
FMT-DS3	#3 Neonatal Large	14.6 x 4.1	6.0 – 11.0	Green
FMT-DS2	#2 Neonatal Medium	11.9 x 3.1	4.0 – 8.0	Light Blue
FMT-DS1	#1 Neonatal Small	10.0 x 2.5	3.0 – 6.0	Navy Blue

### NeoCuff Single Patient Use Neonatal NIBP Cuffs, TPU – Double Tube

REF:	Size	Cuff Dimensions L x W (cm)	Cuff Range (cm)	Color
FMT-DD5	#5 Infant	19.1 x 5.6	8.0 – 15.0	Orange
FMT-DD4	#4 Neonatal Extra Large	18.1 x 4.8	7.0 – 13.0	Red
FMT-DD3	#3 Neonatal Large	14.6 x 4.1	6.0 – 11.0	Green
FMT-DD2	#2 Neonatal Medium	11.9 x 3.1	4.0 – 8.0	Light Blue
FMT-DD1	#1 Neonatal Small	10.0 x 2.5	3.0 – 6.0	Navy Blue



Please add the **connector numbers** at the end of the **cuff reference number** for the complete cuff part number.  
Example: FMT-DS5/BP12, FMT-DD4/BP0202.



## Why FMT Single Patient Use NIBP Cuffs?

FMT Single patient use cuffs are designed with a patient's comfort in mind. Soft touch materials and rounded edges provide better comfort to the patient.

Single patient use cuffs have two styles – soft, absorbent DuPont Sontara non-woven fabric is the right choice for fragile or critically ill patients; soft durable TPU, which can be wiped clean easily is the choice for a busy, high volume care areas like like the OR and ER.

#6 to #13 Single Patient Use Cuffs have eight sizes from Infant through Thigh, including Adult Long and Large Adult Long for the more difficult to fit patients.

Durable hook-and-loop closure allows repeated repositioning for ease of use. Range guide and index marking on the cuff help to determine the proper size cuff or the patient.

#6 to #13 Single Patient Use Cuffs can be supplied without connector or with the attached plastic connectors. Cuffs can be ordered with male bayonet, female luer, male locking, female locking or screw type plastic connectors.

Dual or single tube styles provide compatibility with the different automated monitors and manual manometers. Tube lengths are 50 cm.

Single Patient Use Cuffs are packed in 40 pieces in box.

FMT Single Patient Use Cuffs meet the cuff sizing requirements of ANSI/AAMI SP10 and EN ISO 81060-1.

FMT Cuffs do not contain Latex or DEHP.



Single Patient Use NIBP Cuffs, TPU or Soft DuPont® Sontara® Fabric – Single Tube					
REF:	Size	Cuff Dimensions L x W (cm)	Cuff Range (cm)	Color	
FMT-DS13X	#13 Thigh	86.0 x 23.0	46.0 – 66.0	White	<input type="checkbox"/>
FMT-DS12X	#12 Large Adult Long	72.0 x 16.5	33.0 – 47.0	White	<input type="checkbox"/>
FMT-DS11X	#11 Large Adult	60.5 x 16.5	33.0 – 47.0	White	<input type="checkbox"/>
FMT-DS10X	#10 Adult Extra Long	57.5 x 13.0	25.0 – 35.0	White	<input type="checkbox"/>
FMT-DS9X	#9 Adult	50.5 x 13.0	25.0 – 35.0	White	<input type="checkbox"/>
FMT-DS8X	#8 Small Adult	37.5 x 10.0	20.0 – 26.0	White	<input type="checkbox"/>
FMT-DS7X	#7 Pediatric	27.5 x 8.0	14.0 – 20.0	White	<input type="checkbox"/>
FMT-DS6X	#6 Infant	22.5 x 5.5	10.0 – 14.0	White	<input type="checkbox"/>

Single Patient Use NIBP Cuffs, TPU or Soft DuPont® Sontara® Fabric – Double Tube					
REF:	Size	Cuff Dimensions L x W (cm)	Cuff Range (cm)	Color	
FMT-DD13X	#13 Thigh	86.0 x 23.0	46.0 – 66.0	White	<input type="checkbox"/>
FMT-DD12X	#12 Large Adult Long	72.0 x 16.5	33.0 – 47.0	White	<input type="checkbox"/>
FMT-DD11X	#11 Large Adult	60.5 x 16.5	33.0 – 47.0	White	<input type="checkbox"/>
FMT-DD10X	#10 Adult Extra Long	57.5 x 13.0	25.0 – 35.0	White	<input type="checkbox"/>
FMT-DD9X	#9 Adult	50.5 x 13.0	25.0 – 35.0	White	<input type="checkbox"/>
FMT-DD8X	#8 Small Adult	37.5 x 10.0	20.0 – 26.0	White	<input type="checkbox"/>
FMT-DD7X	#7 Pediatric	27.5 x 8.0	14.0 – 20.0	White	<input type="checkbox"/>
FMT-DD6X	#6 Infant	22.5 x 5.5	10.0 – 14.0	White	<input type="checkbox"/>

X: "T" for TPU, "S" for DuPont® Sontara® Fabric



Please add the connector numbers at the end of the cuff reference number for the complete cuff part number. Example: FMT-DS9T/BP12, FMT-DD12S/BP0202.

FMT is registered trademark of **Metko Ltd.**



### **Headquarter & Factory**

İvedik O.S.B. Ağaç İşleri Sanayi Sit.  
1354. Cad. 1358.Sok. No:9  
06378 Yenimahalle

**ANKARA / TÜRKİYE**

Tel (pbx) : +90 312 387 12 46  
Fax : +90 312 387 12 51

### **Branch**

Atatürk Mah. Sedef Cad. 38.Ada  
Ata Plaza 3-5 Blokları Kat:2 No:57  
34758 Ataşehir

**İSTANBUL / TÜRKİYE**

Tel (pbx) : +90 216 455 91 21  
Fax : +90 216 455 48 24

[www.metkold.com](http://www.metkold.com)

Other products, logos and company names mentioned herein may be trademarks of their respective owners and are not to be taken as an endorsement of affiliation with FMT®. The information in this catalogue has been carefully checked and it is believed to be accurate. Images in this catalogue are representative of items offered. Actual product may have slight visual differences. In the interest of continued product development, Metko reserves the right to make changes and improvements to this catalogue and the product it described any time, without notice or obligation.